

# LumiBlast<sup>EH</sup> SERIES 1



## HIGH INTENSITY LED HEAD



**REQUIRES LUMIBLAST SERIES 1 POWER SUPPLY!  
 DO NOT CONNECT THIS UNIT DIRECTLY TO  
 A BATTERY OR OTHER +12V SOURCE!**

### ITEMS INCLUDED:

- (1) LED HEAD
- (2) MOUNTING BRACKETS
- (4) #8 SCREWS FOR SCREW RAILS
- (2) 1/4" BOLTS FOR BRACKET MOUNTING.
- 3M<sup>®</sup> VHB MOUNTING TAPE KIT
- VELCRO DOTS FOR INTERIOR MOUNTING

### MOUNTING OPTIONS:

#### BRACKET MOUNT:

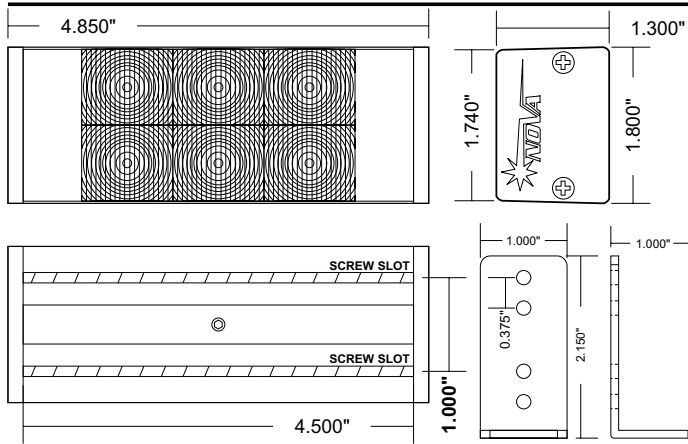
Attach the supplied brackets at the desired spacing along the back of the head using the #8 x 1/4" screws provided. Install screws into the screw slots indicated in diagram.

**3M<sup>®</sup> VHB TAPE:** The 2-sided tape provided can be used to mount the head to any smooth surface. Clean both the mounting surface and the head before applying VHB tape to ensure a high strength bond.


**SCREW MOUNT:** Drill 3/16" holes in mounting surface and install the #8 screws from the back.

**VELCRO:** The supplied velcro dots can be used to quickly mount the head to dashboard, rear-deck, etc.

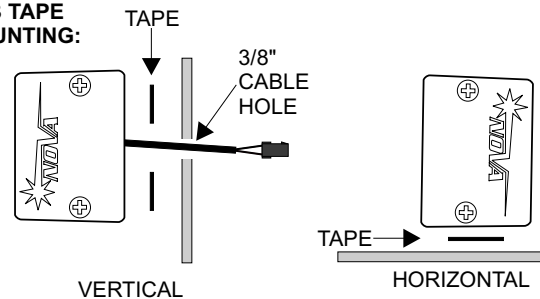
### DIMENSIONS:



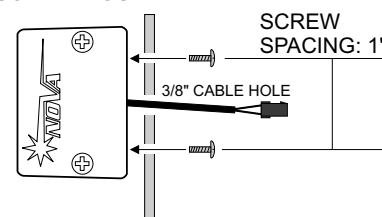
#### BRACKET MOUNTING:



#### VHB TAPE MOUNTING:



#### SCREW MOUNT:



#### VELCRO MOUNT:

